

Frisc**PUBLIC**o Library

Activities at Home

One-page zine:

What is a zine: Short for magazine or fanzine, a zine is a self-published, DIY booklet. People use zines to showcase their art, talk about important issues, tell stories, inform people, and much more!


Supplies:

- 1 piece of paper
- Scissors
- Markers/pens/crayons
- Scrap paper
- Old magazines
- Glue/tape




Instructions:


Fold the paper in half




Fold it in half again




Fold it in half again!




Open the paper



Cut the middle line and open the cut section



fold it in half once more



add your amazing content



What should you put in your zine: The best part about making a zine is that you have complete creative control! You could write a story or draw a comic, you could make a collage or paint a picture, you could write about an issue that's important to you or something completely silly! **Here's a prompt for MLK Day to help you get started: if you could change one thing in the world what would it be?**