

FRISCO PUBLIC Library

Activities at Home


Origami Heart

Give the people you love a sweet gift with this origami heart!

Materials you will need:

- Origami Paper (or regular paper cut into a square)
- Writing Utensil

How to make your own origami heart:



1. Fold your paper in half each direction so that you can see four squares.




2. Fold the top corner down to the middle point.




3. Fold the bottom corner up to the top edge.




4. Fold the right side over to the middle.



5. Fold the left side over to the middle.



6. Flip heart over and fold the side tips back on both sides.



7. Fold the top tips down on both sides.



6. Flip heart over and write a sweet message.