

FRISCO PUBLIC Library


Activities at Home

Q-Tip Pointillism


Time to get creative with a fun and easy at-home art project! Pointillism is a style of painting where small dots of color are used to create an image. You can try this style at home using markers, paint daubers, or with Q-tips and watercolors.

Materials you will need:


- Paper
- Q-tips
- Watercolors (or food dye mixed with water)



1. Prep your watercolors or paint. We mixed two drops of food color with water for ours.



2. Dip a clean Q-tip into the color you want to use.



3. Dot your Q-tip onto your paper. Put the Q-tip back into the watercolor when it runs out of paint.



4. Use different colors to dot your subject onto the paper.



5. Fill in your painting with more dots and different colors!